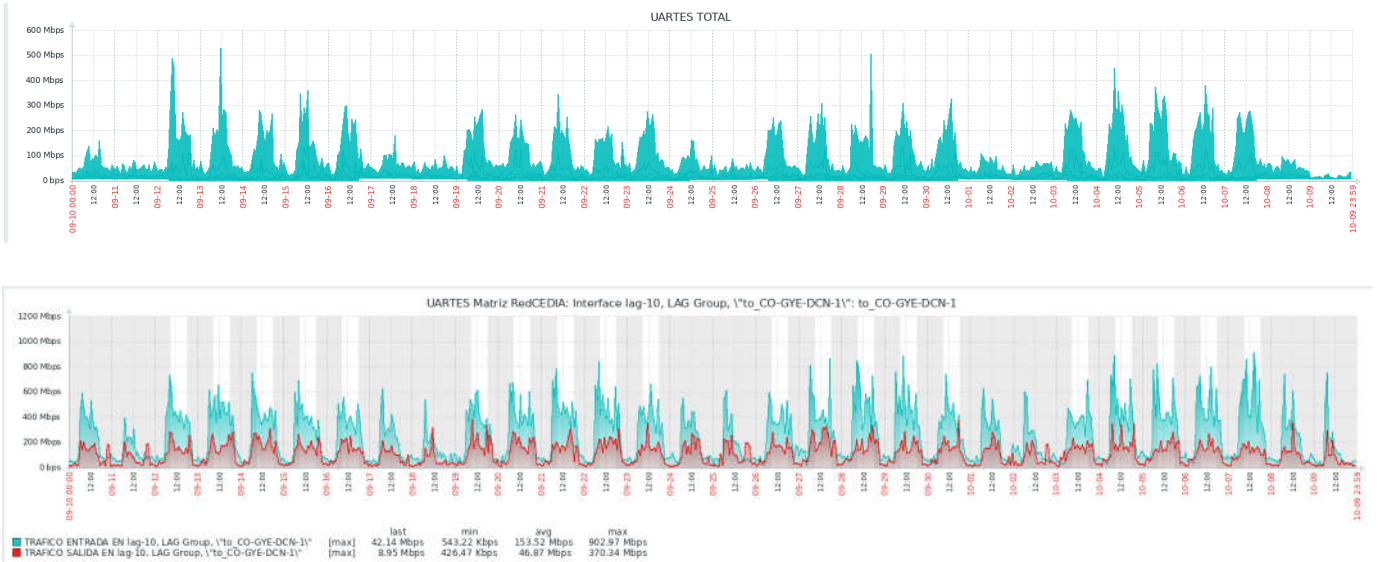


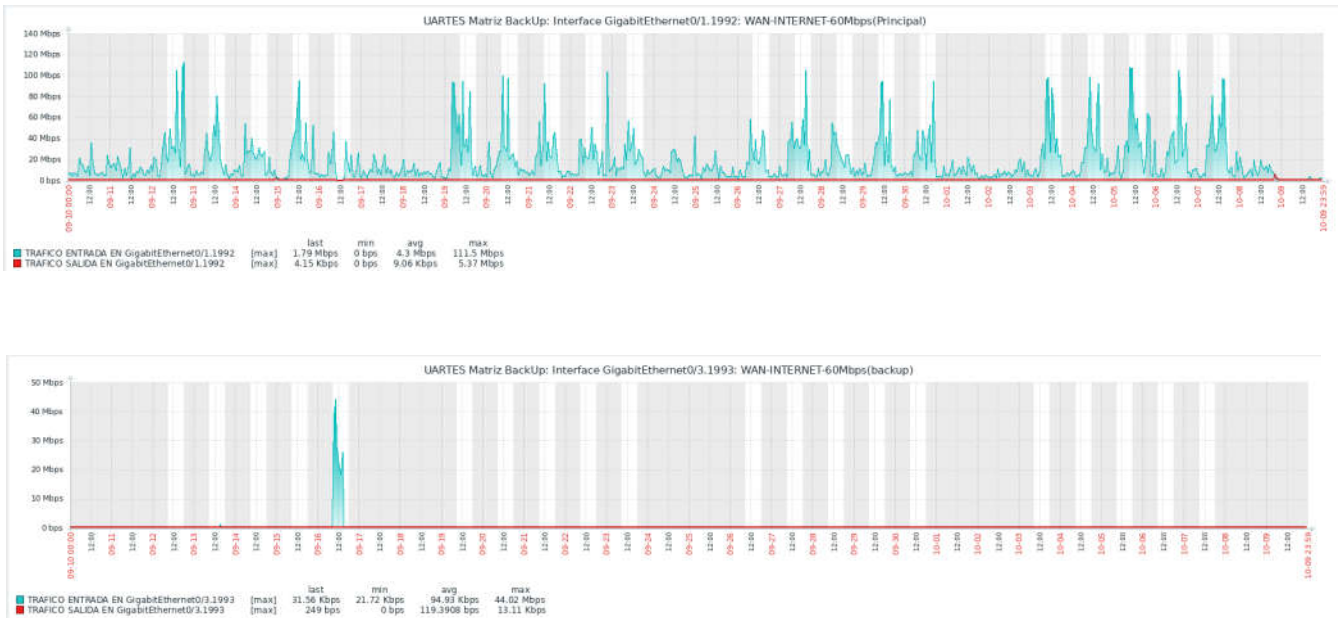
ANEXO#1 - INFORME DE SATISFACCIÓN DE SERVICIO ACCESO A LA RED AVANZADA DE INTERNET.

Periodo de 10-09-2022 al 09-010-2022

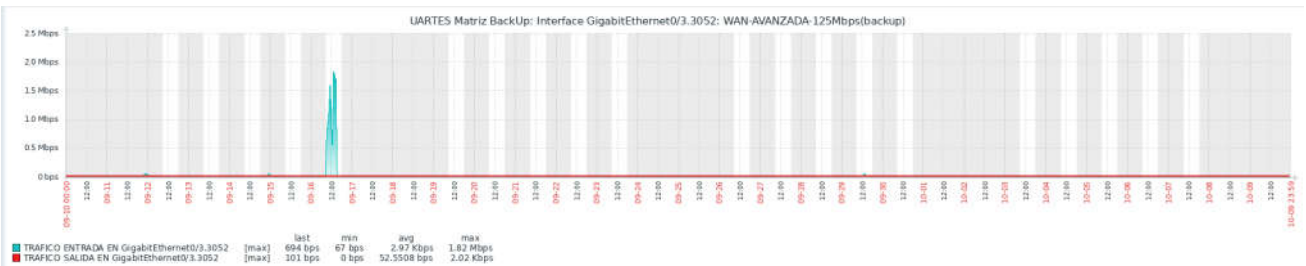
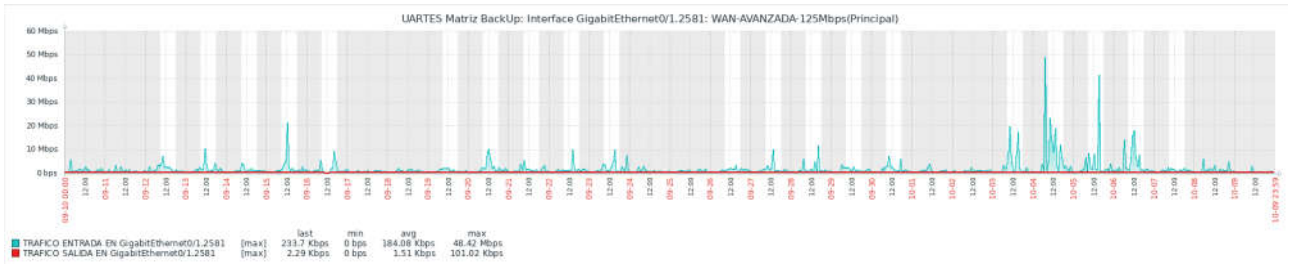
Graficas de Actividad de Acceso al Servicios Internet – Nokia



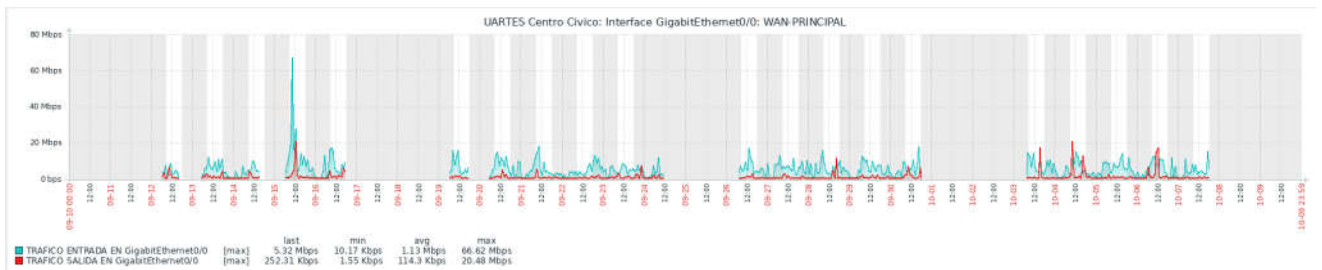
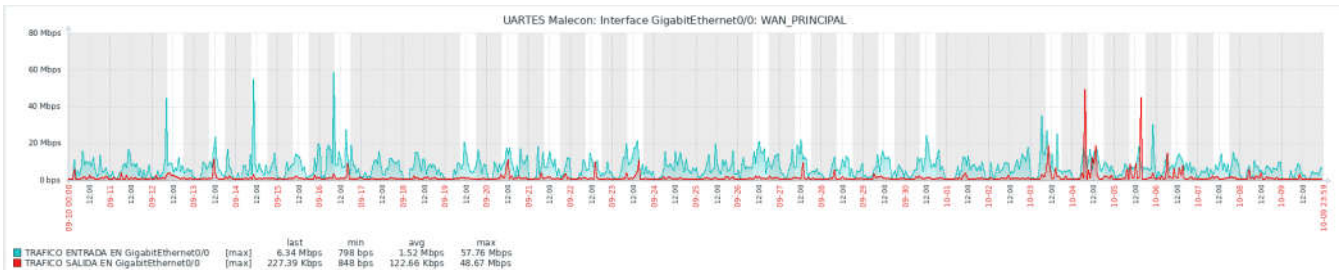
Graficas de Actividad de Acceso al Servicios Internet - Cisco



Graficas de Actividad de Acceso al Servicios Red Avanzada – Cisco.



. Graficas de Actividad de Acceso al Servicios Túneles de Datos - Cisco.



Estados de Equipos de Seguridad UArtes-CEDIA.

The screenshot shows the FortiCloud Asset Management interface. The left sidebar contains navigation options: Dashboard, Products (expanded), FGT Vulnerability List, Product List, My Assets, and More Views. The main content area displays a table titled 'View Products: 8 Units'. The table has columns for SERIAL NUMBER, PRODUCT MODEL, DESCRIPTION, DAYS TO EXPIRATION, and REGISTRATION DATE. The data is as follows:

SERIAL NUMBER	PRODUCT MODEL	DESCRIPTION	DAYS TO EXPIRATION	REGISTRATION DATE
S224ENTF19000674	FortiSwitch 224E		2025-12-13	2020-01-07
FG800DT818801017	FortiGate 800D		2025-12-13	2020-01-03
S224ENTF19000574	FortiSwitch 224E		2025-12-13	2020-01-07
S224ENTF19003059	FortiSwitch 224E		2025-12-13	2020-01-07
FGT30E3U16021348	FortiGate 30E	FortiGate30E	2025-12-13	2021-01-19
S224ENTF19000751	FortiSwitch 224E		2025-12-13	2020-01-07
FGT30E3U16021631	FortiGate 30E	FortiGate30E	2025-12-13	2021-01-19
FG800DT818801191	FortiGate 800D		2025-12-13	2019-10-24

Elaborado: Ing. Segundo L. Benites Matamoros

ESPECIALISTA DE TECNOLOGÍA Y SISTEMAS DE LA INFORMACIÓN – ADMINISTRADOR DE REDES.

20/10/2022